



DATE:

TAG:

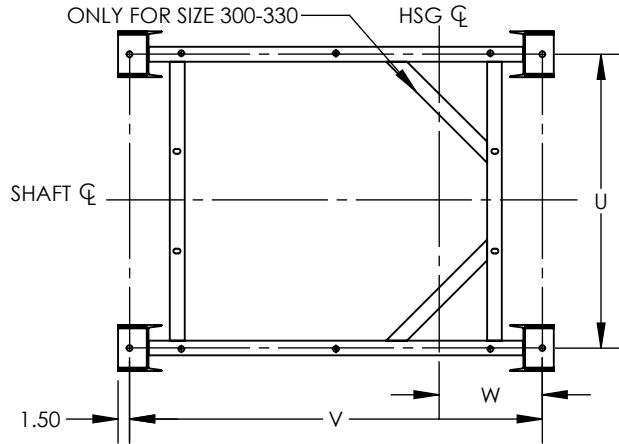
JOB:

PROJECT:

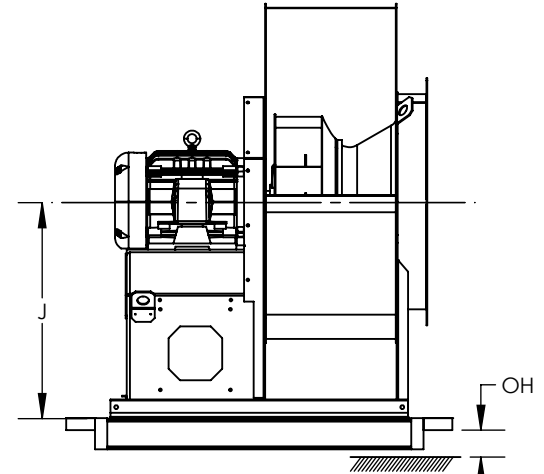
COMPANY:

SALES PERSON:

UVS2, CLASS 2, ARRANGEMENT-4, SIZES 122-330 HEIGHT SAVING ISOLATION BASE



ISOLATOR MOUNTING PATTERN



NOTES:

1. BASE DESIGNED FOR 1" & 2" SPRING ISOLATORS SELECTED BY PENNBARRY.
2. BASE TO BE SHIPPED MOUNTED.
3. HORIZONTAL MOUNT ONLY.
4. FOR "OH" (OPERATING HEIGHT) OF ISOLATOR SEE FINAL ISOLATOR SELECTION.
5. VIEWS ABOVE ARE FOR REFERENCE ONLY.

DIMENSIONAL DATA

ISOLATOR	SL	FDS-1	FDS-2	FHS-1	FHS-2	FRS-1	FRS-2
OH	3.50	4.20	7.31	6.00	9.31	9.00	11.00

ARR-4															
SIZE	V											U	J	CHANNEL	WEIGHT (LBS)
	100%	95%	90%	85%	80%	75%	70%	65%	60%	55%	50%				
122	35.75	35.63	35.44	35.31	35.13	34.94						21.75	18.00	C4 X 1.58	50
135	36.75	36.63	36.44	36.25	36.06	35.88	35.69					21.75	18.38	C4 X 1.58	51
150	37.94	37.75	37.56	37.38	37.19	36.94	36.75	36.56	36.38			21.75	20.00	C4 X 1.58	52
165	43.38	43.19	42.94	42.75	42.56	42.31	42.06	41.88	41.63	41.44		24.25	21.63	C4 X 1.58	58
182	44.19	44.00	43.75	43.50	43.22	43.00	42.75	42.50	42.25	42.00	41.75	25.25	23.63	C4 X 1.58	59
200	45.50	45.25	45.00	44.75	44.50	44.25	44.00	43.63	43.38	43.13	42.88	27.25	25.75	C4 X 1.58	62
222	47.25	47.00	46.75	46.38	46.13	45.88	45.50	45.25	44.88	44.63	44.25	29.75	28.25	C4 X 1.58	65
245	49.25	49.00	48.63	48.38	48.00	47.63	47.38	47.00	46.63	46.38	46.13	31.75	30.75	C4 X 1.58	68
270	52.75	52.50	52.13	51.75	51.50	51.00	50.63	50.25	49.88	49.50	49.25	35.25	33.75	C4 X 1.58	71
300	57.63	58.25	57.88	57.50	57.13	56.63	56.25	55.88	55.50	55.00	54.75	38.25	36.63	C6 X 3.50	121
330	59.88	60.50	60.00	59.63	59.25	58.75	58.25	57.88	57.38	57.00	56.63	41.75	41.00	C6 X 3.50	124

Size	W										
	100%	95%	90%	85%	80%	75%	70%	65%	60%	55%	50%
122	10.69	10.63	10.53	10.47	10.38	10.28					
135	11.19	11.13	11.03	10.94	10.85	10.75	10.66				
150	11.78	11.69	11.60	11.50	11.41	11.28	11.19	11.10	11.00		
165	12.38	12.28	12.16	12.07	11.97	11.85	11.72	11.63	11.50	11.41	
182	12.78	12.69	12.57	12.44	12.30	12.19	12.07	11.94	11.82	11.69	11.57
200	13.44	13.32	13.19	13.07	12.94	12.82	12.69	12.50	12.38	12.25	12.13
222	14.32	14.19	14.07	13.88	13.75	13.63	13.44	13.32	13.13	13.00	12.82
245	15.13	15.00	14.82	14.69	14.50	14.32	14.19	14.00	13.82	13.69	13.57
270	16.07	15.94	15.75	15.57	15.44	15.19	15.00	14.82	14.63	14.44	14.32
300	18.75	18.57	18.38	18.19	18.00	17.75	17.57	17.38	17.19	16.94	16.82
330	19.88	19.69	19.44	19.25	19.07	18.82	18.57	18.38	18.13	17.94	17.75

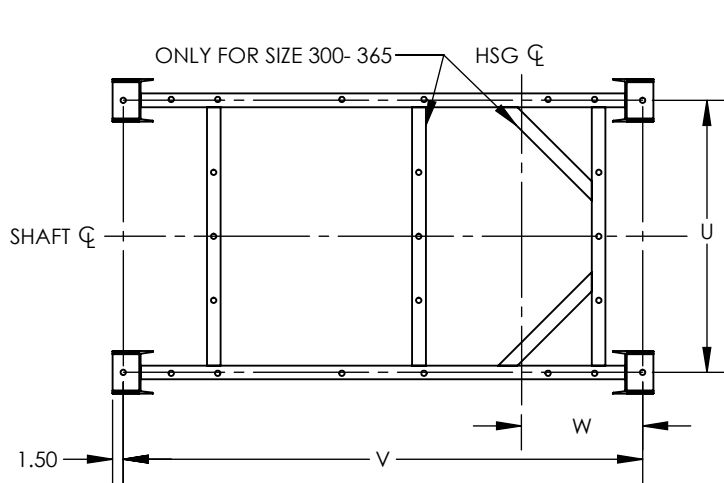
ALL DIMENSIONS ARE IN INCHES, WEIGHTS ARE APPROXIMATE .

REVISION:

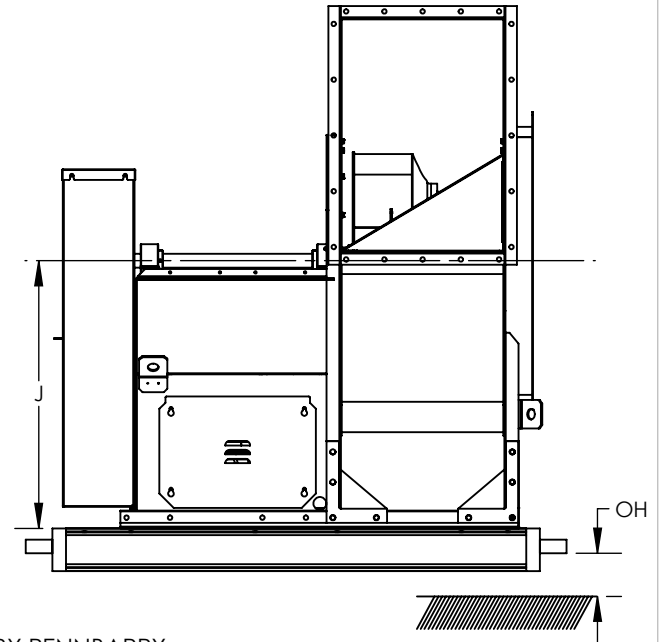
FORM:

REPLACES:

UVS2, CLASS 2, ARRANGEMENT-10, SIZES 122-365
 HEIGHT SAVING ISOLATION BASE



ISOLATOR MOUNTING PATTERN



NOTES:

1. BASE DESIGNED FOR 1" & 2" SPRING ISOLATORS SELECTED BY PENNBARRY.
2. BASE TO BE SHIPPED MOUNTED.
3. HORIZONTAL MOUNT ONLY.
4. FOR "OH" (OPERATING HEIGHT) OF ISOLATOR SEE FINAL ISOLATOR SELECTION.
5. VIEWS ABOVE ARE FOR REFERENCE ONLY.

DIMENSIONAL DATA

ISOLATOR	SL	FDS-1	FDS-2	FHS-1	FHS-2	FRS-1	FRS-2
OH	3.50	4.20	7.31	6.00	9.31	9.00	11.00

ARR-10						
SIZE	V	U	W	J	CHANNEL	WEIGHT (LBS)
122	45.71	21.76	10.67	18.00	C4 X 1.58	57
135	46.71	21.76	11.17	18.38	C4 X 1.58	58
150	47.9	21.76	11.77	20.00	C4 X 1.58	60
165	53.71	24.26	13.86	21.63	C4 X 1.58	66
182	56.53	25.25	12.76	25.26	C4 X 1.58	68
200	57.84	27.76	13.43	25.75	C4 X 1.58	73
222	59.59	29.76	14.3	28.25	C4 X 1.58	77
245	63.71	31.76	15.11	30.75	C4 X 1.58	82
270	68.83	35.26	16.05	33.75	C4 X 1.58	88
300	73.04	38.26	18.74	37.63	C6 X 3.50	220
330	75.29	41.76	19.86	41.00	C6 X 3.50	232
365	77.91	45.26	21.17	45.00	C6 X 3.50	243

ALL DIMENSIONS ARE IN INCHES, WEIGHTS ARE APPROXIMATE .

REVISION:

FORM:

REPLACES: